




Spot the difference – Spanish (black and white version)



Picture A



Picture B



Teacher instructions

This activity is designed for year 7 students who have had ample input practice (listening and reading) noticing the meaning and function of key verbs (3rd person singular present tense), i.e., ESTAR / TENER / SER and hay.

Divide students into pairs and give each student one picture, A or B. Each student describes the picture to their partner and they work together to identify the differences between the two. Learners can describe the positions of objects using 'está' + 'en el centro', 'a la izquierda', 'a la derecha'. They may naturally want to ask 'Is there?' (¿Hay..?), or 'Do you have..?' (¿Tienes...?), or 'Does it have...?' (¿Tiene...?).

Word	Word class	Word frequency
estar	verb	21
ser	verb	7
tener	verb	19
hay	verb	13 (*haber)
sol (m)	noun	383
lago (m)	noun	2151
luna (f)	noun	1240
montaña (f)	noun	1464
robot (m)	noun	>5000
árbol (m)	noun	748
flor (f)	noun	739
río (m)	noun	496
planeta (m)	noun	1496
estrella (f)	noun	974
a la izquierda	noun (phrase)	1352 (*izquierda)
a la derecha	noun (phrase)	1573 (*derecha)
en el centro	noun (phrase)	316 (*centro)
al lado de	noun (phrase)	214 (*lado)
en el fondo	noun (phrase)	413 (*fondo)
en primer plano	adjective / noun (phrase)	82 (*primero) 1617 (*plano)

Source of frequency rankings: (Davies & Davies, 2018). *A frequency dictionary of Spanish: Core vocabulary for learners*. London: Routledge.