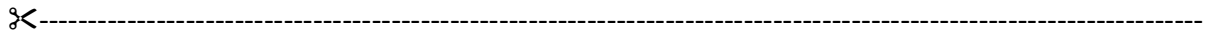


**Spot the difference – Transport [German version]**

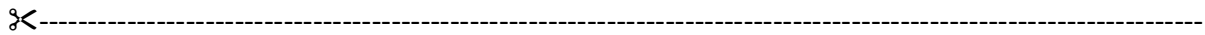
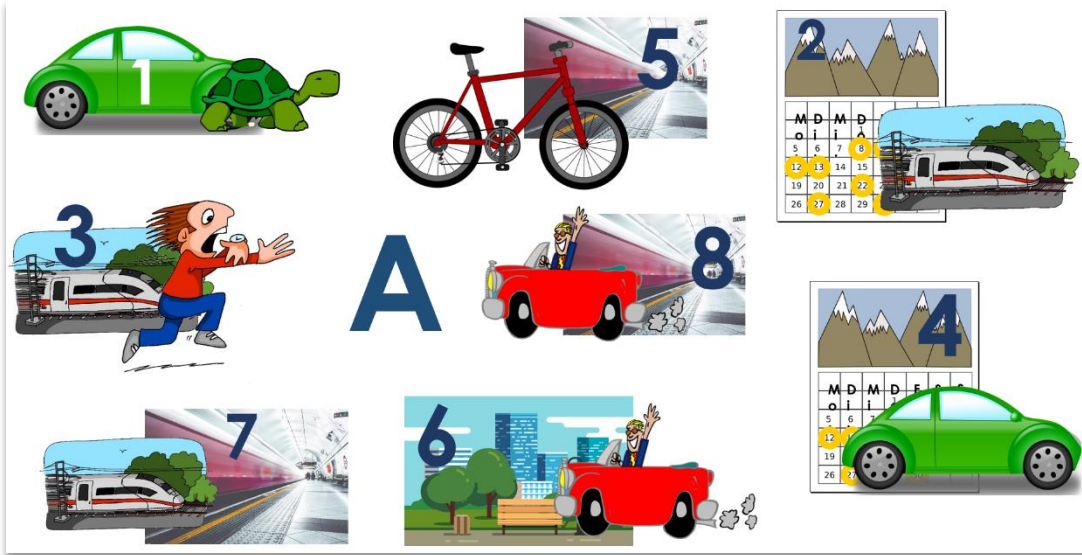


Picture A

**Instructions**

Look at the pictures. Describe your pictures to your partner. Use the **numbers** to identify them. E.g. **Eins – das Auto fährt langsam.**

Find out which pictures you have in common with your partner.

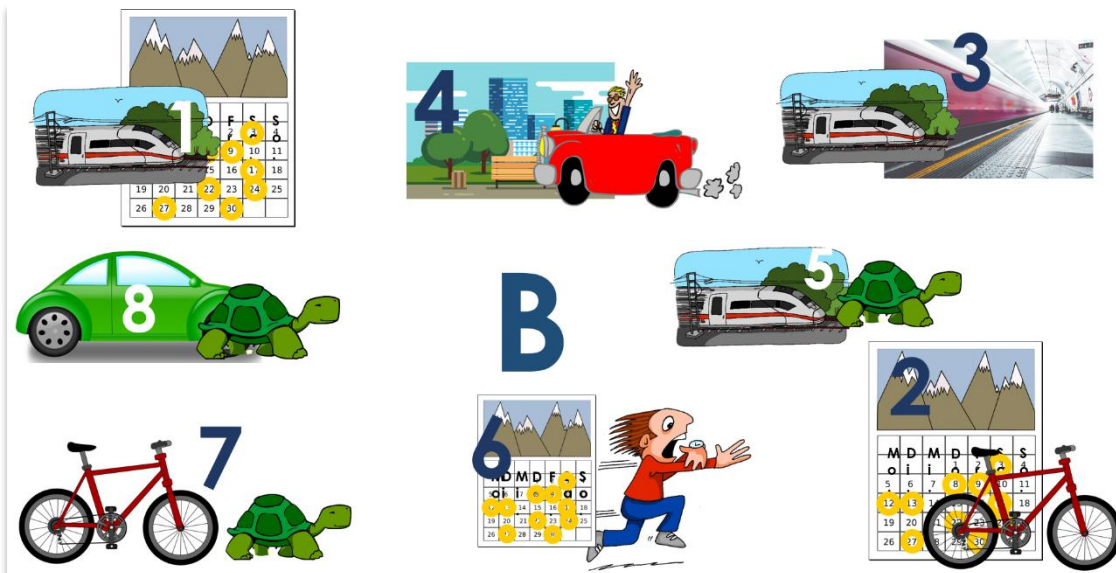


Picture B

**Instructions**

Look at the pictures. Describe your pictures to your partner. Use the **numbers** to identify them. E.g. **Eins – [Er/Sie] nimmt off den Zug.**

Find out which pictures you have in common with your partner.



## Teacher instructions

This activity is designed for Y7 or beginner learners of German. Divide students into pairs and give each student one picture, A or B. Students describe what the people in their picture are doing. Each person is numbered to reduce the cognitive load. NB: the numbers do not match across the sets so as not to give the solution away too easily. The pictures are spread around the page at random, to prevent pupils glancing at each other's sheets and getting the information without speaking.

NB: The picture cues rely on students' familiarity with those used in the Transport PowerPoint teaching sequence.

Word	Word class	Word frequency
das Auto	noun	490
der Zug	noun	613
spät	adjective	171
schnell	adjective	233
langsam	adjective	604
fahren	verb	169
das Fahrrad	noun	1596
nehmen	verb	139
oft	adverb	215
die Stadt	noun	186
das Auto	noun	490

*Note.* Source of frequency rankings: Jones, R.L & Tschirner, E. (2011). *A frequency dictionary of German: Core vocabulary for learners*. London: Routledge.